

T W E N T Y - T H I R D   A N N U A L



Quilt Surface Design Symposium

produced by  
**Tracy Rieger**  
at the

**Columbus College of Art & Design**  
**Columbus, Ohio**

**2012**

<b>Session I</b>	<b>May 28 - June 1</b>
<b>Session II</b>	<b>June 2-3</b>
<b>Session III</b>	<b>June 4-8</b>
<b>Session IV</b>	<b>June 9-10</b>

Quilt Surface Design International, LTD  
[www.qsds.com](http://www.qsds.com)

**QSDS**



Quilt Surface Design Symposium

113 W. Columbus St.  
Pickerington, OH 43147

## Welcome!

The Twenty-second Annual Quilt/Surface Design Symposium 2012 welcomes all levels of quilt artists, traditional quilters, textile artists, surface designers *Anyone interested in working with fabric and ready to challenge the boundaries between what is considered craft and fine art.* Classes in composition, color, design, embroidery, appliqué, hand quilting, machine quilting, piecing, dyeing, tie-dye, batik, bead embellishment and creating realism with fabrics are included.


The Symposium founded by Linda Fowler and Nancy Crow, and now directed by Tracy Rieger, brings people together in a sharing environment to work intensely with some of the best teachers available. This is the place to connect with other innovative quilt artists from all over the world. Exchange ideas, gain new perspectives and stretch your creative potential! Find the latest trends in fabric design for your art work. A broad range of unique fabrics, supplies and embellishments is available every day in the Vendor Mall. Fabric 2011 debuts the latest fabrics designed for quilting. See our website for the application form if you would like to enter your fabrics.

The Symposium's classes will be held at the Columbus College of Art and Design (CCAD) Located in downtown Columbus, it is adjacent to the Columbus Museum of Art and Columbus State College. There is twenty-four-hour security and on-site campus parking. The state-of-the-art studio classrooms are just steps away from the new dorm and cafeteria. The most you would ever have to walk would be 50 yards. All buildings are handicap-accessible.

*Share in the excitement of exchanging ideas and enjoy  
the camaraderie of artists from all over the world!*

### FOR MORE INFORMATION CONTACT:

Quilt/Surface Design Symposium  
113 W. Columbus St. Pickerington, OH 43147  
Phone: 614-595-5064 Fax: 614-837-7379  
email: [info@qsds.com](mailto:info@qsds.com)  
[www.qsds.com](http://www.qsds.com)



## TUITIONS

**5-DAY CLASSES \$565**

**2-DAY CLASSES \$240**

**\$20 processing fee for each class change after confirmation is completed unless class is canceled**

**TUITION DEPOSITS ARE NON-REFUNDABLE**

(Tuition deposit will be refunded only if workshop is cancelled.)

**Balance Due March 1, 2012**

**No refunds after May 1, 2012.**

**Register online OR complete the registration form in this brochure and make a copy**

**for your records. Send the form with your Deposit Check**

**( Note that there will be a \$30 fee for each returned check) to:**

**QSDS, 113 W. Columbus St., Pickerington, OH 43147**

## MEAL PLAN

The CCAD cafeteria is located on the ground floor of the dorm and offers healthy and delicious meals including vegetarian choices. Students can pay for each meal individually or opt for a meal package plan. The door prices for meals will be: Dinner = \$8.00, Lunch = \$6.75, Breakfast = \$4.75, or a 10-block meal card = \$63.00 (\$6.30 per meal regardless of which meal is taken). You can pay cash or use a debit card. Each four-room dorm suite has a kitchen, so you can opt to make some or all of your meals there. There is a mini-mart in the lobby of the dorm.

## DORM ROOMS

The Design Square dorms are suites of four private rooms, with pairs of rooms sharing a bathroom. Suites include a common area with a full kitchen. Please request your bathroom mate when filling out the form on the facing page. If you would like a room with a private bathroom, contact Linda at [Tracy@qsds.com](mailto:Tracy@qsds.com).

## MINI BAZAAR

Students may rent a table for \$50 on a first-come, first-serve basis – one vendor per table to sell any treasures they may have. **See Deposit page to reserve a table.**

**Please let us know if you have special needs . . . wheelchair, dietary restrictions, etc.**

# REGISTRATION FORM

NAME \_\_\_\_\_

ADDRESS \_\_\_\_\_

CITY \_\_\_\_\_ STATE \_\_\_\_\_ ZIP \_\_\_\_\_

PHONE (        ) \_\_\_\_\_

E-MAIL \_\_\_\_\_

WEBSITE \_\_\_\_\_

The Design Square dorms are set up in suites of four private rooms, with pairs of rooms sharing a bathroom. Suites include a common area with a full kitchen. Please request your bathroom mate. If you would like a room with a private bathroom, please contact Tracy Rieger at Tracy@QSDS.com

BATHROOM MATE PREFERENCE \_\_\_\_\_

Please register for classes by using class numbers. Indicate a second choice or W.L. for Waiting List.

SESSION I	FIRST CHOICE	SECOND CHOICE
MAY 28-JUNE 1 2012	#	#
SESSION II	FIRST CHOICE	SECOND CHOICE
JUNE 2-3, 2012	#	#
SESSION III	FIRST CHOICE	SECOND CHOICE
JUNE 4-8, 2012	#	#
SESSION IV	FIRST CHOICE	SECOND CHOICE
JUNE 9 -10, 2012	#	#

A nonrefundable workshop registration deposit of \$100 per 5-day, 3-day and 2-day class must be included with the Registration Form for EACH workshop. (Workshop deposit will be refunded ONLY if class is cancelled.)

## CREDIT CARD INFORMATION

Deposit with Visa or MasterCard accepted.      Visa    MC    Exp. date \_\_\_\_\_  
please circle one

Name on card \_\_\_\_\_  
please print

Credit card # \_\_\_\_\_ Signature \_\_\_\_\_

***We will automatically charge the balance to your credit card on March 1, 2012, when the balance is due.***

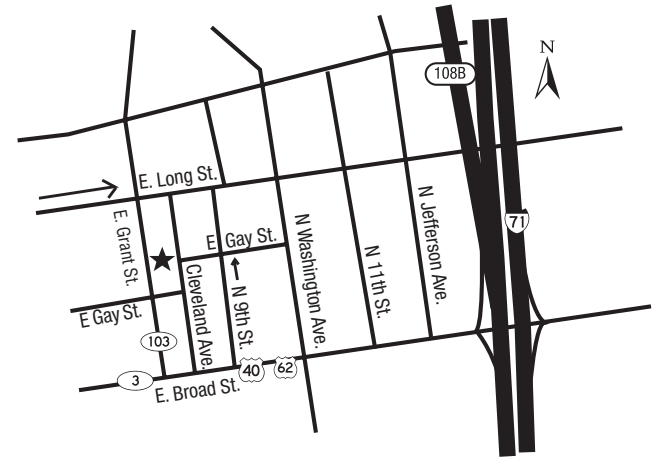
**web: [www.qsds.com](http://www.qsds.com)**

**e-mail: [info@qsds.com](mailto:info@qsds.com)**

# COLUMBUS COLLEGE OF ART & DESIGN

Design Square Apartments, 91 Cleveland Ave. Columbus, OH 43215

Opened in fall 2009, Design Square Apartments is an apartment-style residence with two or four residents per apartment. Each apartment has two or four private bedrooms, a living room, dining area, kitchenette and shared bathroom(s), free local phone service, free broadband Internet connection (wired and wireless).



## MORE INFORMATION

Check [www.qsds.com](http://www.qsds.com) for info on shipping, mini-bazaar, vendors, quilt competitions, mini quilt auction, bus trips, QSDS T-shirts and all of the questions you have about the QSDS experience.

## SCHOLARSHIP FUND

We are proud to report that a scholarship fund supports qualified students seeking to attend classes at QSDS. The scholarship will be awarded to students demonstrating need as well as commitment to the study of quilting and/or surface design. For an application, please visit:

[www.qsds.com/scholarship.html](http://www.qsds.com/scholarship.html)

The deadline for applications is November 30, 2011. To help support this fund, tax deductible contributions can be sent to:

Quilt Surface Design Foundation of Columbus  
 PO Box 12538, Columbus, Ohio 43212

There will be two fund-raisers. Individuals may donate small works to be displayed and sold during the Symposium. In addition a raffle will be held at the banquet each week. Participants interested in donating unique textiles may bring them to the Symposium.

## QSDS 2012 CLASS SCHEDULE

### SESSION I May 28-June 1 (Five Day)

1.	Julie Abijanac	Where I Am From and How I Want the Viewer to See It
2.	Bob Adams	Prolific Printers
3.	Natalie Adams	Electronics: Another Set of Tools for the Quilt Artist
4.	Cynthia Corbin	New Directions
5.	Rosalie Dace	Cross Currents
6.	Jane Dunnewold	The New Art Cloth: Layering Revisited
7.	David Hornung - 7 day Independent study	Master Class
8.	Diane Nunez	Dimensional Fabric Constructions - Expanded 3DDD

### SESSION II June 2-3 (Two Day)

9.	Julie Abijanac	Where I Am From and How I Want the Viewer to See It
10.	Bob Adams	Art for Art Quilters
11.	Natalie Adams	PowerPoint for Quilt Artists
12.	Cynthia Corbin	Seat of the Pants Composition and Construction
13.	Rosalie Dace	Embroidery, Embellishment, Enrichment
14.	David Hornung - 7 day Independent study	Master Class
15.	Diane Nunez	Three DDD!
16.	Deborah Fell	Business Aspect of Art

### SESSION III June 4-8 (Five Day)

17.	Bob Adams	Thread: the Third Dimension
18.	Sue Benner	Construction/Abstraction
19.	Rosalie Dace	Promises and Possibilities: Design In Action
20.	Jane Dunnewold - 7 day Independent study	Seeking Mastery: Independent Study
21.	Hollie Heller	Experimental Layers: Surface Design, Photo Transfers and Collage
22.	Hitoshi Ujii	Introduction of Adobe Photoshop for Textile Design
23.	Bonnie Weir	Color & Design Fundamentals

### SESSION IV June 9-10 (Two Day)

24.	Sue Benner	Fusing The Grid: Variations on a Square Theme
25.	Jane Dunnewold - 7 day Independent study	Seeking Mastery: Independent Study
26.	Deborah Fell	Garbage Art: Postcards from the Edge
27.	Irina Grebennik	Nuno Felting Workshop
28.	Hollie Heller	Transforming Materials
29.	Hitoshi Ujii	Introduction of Adobe Photoshop for Textile Design and Digital Printing
30.	Bonnie Weir	Color & Design Essentials

## WORKSHOP FEES & DEPOSITS

### SESSION I

### MAY 28 - JUNE 1, 2012

	Fee	Deposit	Payment
Tuition (Non-Refundable Deposit)	\$565	\$100	\$
Private Sleeping Room (Sunday-Friday Nights) (bathroom shared with 1 suite mate)	\$400	\$ 10	\$
Bus Tour	\$ 49	\$ 10	\$
Friday Night Banquet	\$ 39	\$ 10	\$
Mini Bazaar Table (for Session 1 Participants)	\$ 50	\$ 10	\$

### SESSION II

### JUNE 2-3, 2012

Tuition (Non-Refundable Deposit)	\$240	\$100	\$
Private Sleeping Room (Friday-Saturday Nights) (bathroom shared with 1 suite mate)	\$134	\$ 10	\$
Private Sleeping Room (Sat/Sun Night only) (bathroom shared with 1 suite mate)	\$134	\$ 10	\$

### SESSION III

### JUNE 4-8, 2012

Tuition (Non-Refundable Deposit)	\$565	\$100	\$
Private Sleeping Room (Sunday-Friday Nights) (bathroom shared with 1 suite mate)	\$400	\$ 10	\$
Bus Tour	\$ 49	\$ 10	\$
Friday Night Banquet	\$ 39	\$ 10	\$
Mini Bazaar Table (for Session 3 Participants)	\$ 50	\$ 10	\$

### SESSION IV

### JUNE 9-10, 2012

Tuition (Non-Refundable Deposit)	\$240	\$100	\$
Private Sleeping Room (Friday-Saturday Nights) (bathroom shared with 1 suite mate)	\$134	\$ 10	\$
Private Sleeping Room (Sat/Sun Night only) (bathroom shared with 1 suite mate)	\$134	\$ 10	\$

CCAD Administration Fee	\$ 10	\$ 10	\$
Master Class Fee	\$ 50	\$ 10	\$
Massage (1/2 hour for \$35) (1 Hour for \$70)	\$	\$ 10	\$
QSDS T-Shirt size <input type="checkbox"/> S <input type="checkbox"/> M <input type="checkbox"/> L <input type="checkbox"/> XL	\$ 23	\$ 5	\$
TOTAL DEPOSIT (CHECK or CREDIT CARD in U.S. FUNDS)			\$

- \$30 fee for each returned check
- A non-refundable workshop registration deposit of \$100 per 5-day class and \$100 per 2-day class must be included with the Registration for EACH Workshop. (Workshop deposit will be refunded ONLY if class is cancelled.)
- All room fees include taxes

# 2012 Bus Tour

## QUILTED SURFACE

A juried exposition of QSDS participants

Ross Art Museum  
Ohio Wesleyan University

## OHIO DESIGNER CRAFTSMAN, BEST OF 2012

Ohio Craft Museum

## JEWISH COMMUNITY CENTER

---

# 2012 Exhibitions

## SMALL WORKS INVITATIONAL

An exhibition of small quilts by invited QSDS faculty  
CCAD

## FABRIC 2012 EXHIBITION

A juried competition of hand-dyed, painted and  
printed cotton, silk and wool fabrics.

1st prize is a free 5-day tuition for QSDS 2013!

---

## VENDORS MALL

Hand Dyed, Handwoven, Hand Painted, Silkscreened, PFD Fabric • Threads & Fibers • Books •  
Fetishes, Embellishments, Baubles & Beads & Buttons • Jewelry • Garments • Original Art • Patterns  
• African, Australian, Japanese, Indonesian Fabric • Stamping Supplies • Hundreds of Items! If you  
are interested in being a vendor at QSDS, email Tracy@qsds.com

## DAILY SCHEDULE

### SUNDAY

5:00 – 8:00 ..... Registration/Dinner on your own  
7:00 ..... Welcome and Keynote Speaker

### MONDAY

7:30 – 9:00 ..... Registration  
9:00 – 12/1:30 – 4:30 ..... Classes  
12:00 – 1:30 ..... Lunch  
6:00 ..... Dinner  
7:00 ..... Faculty Slide Presentation

### TUESDAY

9:00 – 12/1:30 – 4:30 ..... Classes  
12:00 – 1:30 ..... Lunch  
6:00 ..... Dinner  
7:00 ..... Mini-bazaar /Ice Cream Social

### WEDNESDAY

8:30 – 11:30 ..... Classes  
11:30 ..... Lunch  
12:30 – 6:00 ..... Bus Tour  
6:00 ..... Dinner on your own

### THURSDAY

9:00 – 12/1:30 – 4:30 ..... Classes  
12:00 – 1:30 ..... Lunch  
12:30 ..... Student Slide Show  
6:00 ..... Dinner  
7:00 ..... Presentation of Next Year's Faculty

### FRIDAY

9:00 – 12/1:30 – 4:30 ..... Classes  
12:00 – 1:30 ..... Lunch  
3:00 – 8:00 ..... Registration  
4:30 – 5:30 ..... Class Walk-around  
3:00 – 8:00 ..... Registration  
7:00 ..... Banquet

### SATURDAY

7:30 – 9:00 ..... Registration  
9:00 – 12/1:30 – 4:30 ..... Classes  
12:00 – 1:30 ..... Lunch  
6:00 ..... Dinner  
7:00 ..... Faculty Slide Presentation

### SUNDAY

9:00 – 12/1:30 – 4:30 ..... Classes  
12:00 – 1:30 ..... Lunch  
3:00 – 8:00 ..... Registration  
6:00 ..... Dinner on your own  
7:00 ..... Welcome and Keynote Speaker

## FACULTY BIOS

professor at CCAD, has a BFA from Columbus College of Art & Design and a MFA from Cranbrook Academy of Art in Bloomfield Hills, MI. Julie has exhibited her work in New York City, Michigan, Pennsylvania, Ohio, Kentucky, including venues such as Cranbrook Art Museum and Zanesville Museum of Art. Art Access in Bexley, Ohio currently represents her. Website: <http://ccad.digication.com/JulieAbijanac>

**Bob Adams:** Bob likes to teach in a way that brings out the individual in each student. He doesn't want to end up with a class of clones, believing instead that every student has their own unique way of working and a very personal feeling for what they are seeking to achieve. He is able to draw students out of their comfort zone and inspire them to take what they have to offer in their own direction. Bob fosters problem solving. Website: [www.bobadamsart.com](http://www.bobadamsart.com)

**Natalie Adams:** "I have been hooked on computers since I got my first Commodore 64 in 1982. Not wanting to pick a side, I use both a PC and a MAC." Natalie is married to Bob Adams and manages all facets of his work that have to do with the computer: digital images, inventory, electronic lectures and class presentations. Website: [www.bobadamsart.com](http://www.bobadamsart.com)

**Sue Benner:** Working as a studio artist since 1980 in the field of textile and quilt art, Sue Benner continues to push the structure and content of her work. Her academic background in science and art (BS in Molecular Biology, MA in Biomedical Communication/Illustration) lays the groundwork for her experimentation and development. Her work is shown internationally and is in many private, corporate and institutional collections. Website: [www.suebenner.com](http://www.suebenner.com)

**Cynthia Corbin:** Cynthia's art quilts have been exhibited throughout the United States and abroad in such exhibitions as *Speaking In Cloth*, *Visions*, *Quilt National*, *CraftForms*, and *Fiberart International*. She lectures and teaches internationally, applying her passion to the development of each student's individual voice. Web site: [www.cynthiacorbin.com](http://www.cynthiacorbin.com)

**Rosalie Dace:** Rosalie's passion for fabric, color and design have resulted in a career spanning 30 years during which time she has exhibited, taught and judged internationally. She loves watching students develop beyond their own expectations and encourages them to extend their creativity and make individual works in a supportive environment while respecting the elements of design and composition. Website: [www.rosaliedace.co.za](http://www.rosaliedace.co.za)

<b>27</b>	<b>Nuno Felting Workshop</b>	<b>Irina Grebennik</b>
Level	Sewing Machine	Class Fee
All	No	None

Create textile landscapes using a combination of traditional, nuno and needle felting. Learn how to dye wool and other fibers using different dyes and techniques. Layer wool into different shades and forms by manipulating and shrinking the wool fibers.

---

<b>28</b>	<b>Transforming Materials</b>	<b>Hollie Heller</b>
Level	Sewing Machine	Class Fee
All	Yes	\$25

Come experiment with mixed media! Combine, manipulate, and transform non-art, recycled, and found materials into art surfaces and dimensional objects. Leave yourself open to the possibilities of thinking beyond the ordinary. Think illogically when choosing materials. Hollie will bring "goody bags" to supplement the students materials.

---

<b>29</b>	<b>Introduction of Adobe Photoshop for Textile Design and Digital Printing</b>	<b>Hitoshi &amp; Heather Ujiie</b>
Level	Sewing Machine	Class Fee
All	No	None

This is an introductory workshop for creating and printing textile design on fabric, using Adobe Photoshop software. The course is focused on designing and developing printed patterns. File preparation, file format, basic repeat and coloring will be covered as well as a basic demonstration of inkjet textile printing.

---

<b>30</b>	<b>Color and Design Essentials</b>	<b>Bonnie Weir</b>
Level	Sewing Machine	Class Fee
All	No	None

Maximize the visual impact of surface designs by learning more about color and composition. Using paper, watercolors and fabrics explore color schemes, color harmonies and methods of placement. Discover how critical thinking supports intuitive creativity in making elegant, exciting design choices. Class will also include discussions of past and present projects.

---

## QSDS T-SHIRTS

Unique QSDS T-shirts hand-printed by Diane Muse, \$23 each. Please indicate size (S, M, L, XL) and include \$5 deposit for each T-shirt ordered. Diane will bring the T-shirts to the Symposium in June 2011.

**23 Color & Design Fundamentals** **Bonnie Weir**  
 Level Sewing Machine Class Fee  
 All No None

Maximize the visual impact of surface designs by learning more about color and composition. Explore various color schemes, color harmony and methods of placement. Discover how critical thinking supports intuitive creativity while making a series of small collages.

**SESSION IV • Two Day Session**  
**June 9-10, 2012 Tuition \$230.00**

**24 Fusing the Grid: Variations on a Square Theme** **Sue Benner**  
 Level Sewing Machine Class Fee  
 All No None

To create a series of four (or more) art quilts based on a grid structure, Sue offers many ways to work with rectilinear design using fusible web. This is a great workshop for developing new directions in color, working in a series, and experimenting with silk and other fibers. The techniques and ideas that Sue teaches in this workshop are the basis for much of her work.

**25 Seeking Mastery: Independent study (cont).** **Jane Dunnewold**  
 Level Sewing Machine Class Fee  
 Advanced  Yes \$50

Please see class description from class #19. Must be taken in conjunction with class #19. This class is only offered as a 7 day class.

**26 Garbage Art: Postcards from the Edge** **Deborah Fell**  
 Level Sewing Machine Class Fee  
 All Yes, w/walking foot None

Students will create small compositional studies while exploring personal design inspiration and various methodologies for construction. The goal of this workshop is to create art quilt studies using 'remnants' & 'pieces' of fabric and repurposed materials. 'Garbage' will be assembled, collaged & finished into smaller pieces while considering basic design elements of design.

**QSDFC AUCTION**

Show your support for aspiring quilt artists by creating a 12" x 12" mini quilt or art piece to be auctioned off at our annual

**MINI ART QUILT AUCTION**

June 1 and 8, 2012 5-7 pm CCAD

You can mail your art donation to:

QSDFC Mini Quilt Art. 464 Vermont Place, Columbus OH 43201

**Jane Dunnewold:** Jane is the author of *Complex Cloth* (1996) and co-authored *Finding Your Own Visual Language* (2007). Interweave Press published *Art Cloth: A Guide to Surface Design on Fabric* in 2010. Dunnewold teaches and lectures on mixed media/textiles internationally. In 2002 she was awarded the Quilt Japan Prize the *Visions* exhibition, and received the Gold Prize at the *Tae-gue International Textile Exhibition* (Korea). Essays on the creative process and acts of making are offered regularly at [existentialneighborhood.blogspot.com](http://existentialneighborhood.blogspot.com). Website: [complexcloth.com](http://complexcloth.com)

**Irina Grebennik:** Irina teaches Surface Design and Beginning Fashion Illustration at the Columbus College of Art and Design. She was born in Ukraine and grew up in the Far East Russia. She has studied with luminaries of the surface design world, including Yoshiko Wada, Joy Boutroup and Jeannette Meyer. Gail Maramman's nuno felting workshop inspired Irina's creative work and her experiments involving modern techniques including shibori, melt-off, fulling, nuno felting and silk painting. As a designer, she has done freelance design work for companies such as Freedom Jeans, Justice, Express and Saks Fifth Avenue. Irina has a BFA from the Vladivostok Teachers College, a BFA in Fashion from CCAD and is finishing her MFA in Art Education at the Phoenix University.

**Deborah Fell:** Deborah has been a studio artist committed to the art quilt medium for over twenty years. Her work is in public, corporate and private collections. Fell has obtained national recognition for her work and has been a teacher for over 30 years. Her work has been in *Quilt National*, internationally in the Arts in Embassies Program, national museums, galleries and St. Paul's Trinity Church, former Ground Zero Headquarters. Fell teaches workshops and lectures on art quilt history, the business aspect of art, surface design and design composition. Her art focuses on surface design combined with textures to create depth and movement. She is passionate about art, teaching and being a lifelong learner. Website: [www.deborahfell.com](http://www.deborahfell.com)

**Hollie Heller:** Hollie is a mixed media collage artist living in Bridgewater New Jersey. As unique as her finished contemporary works, Heller's creative process is equally intriguing. She describes her work as experimental, using processes that she has discovered in her studio with products such as latex, acrylic mediums, wood stain, pigments, dyes and bleach with paper and fabric. Heller has been teaching Surface Design and Collage for over 20 years in universities as well as workshops nationally. Her wall pieces are included in many corporate and private collections. Website: [www.hollieheller.com](http://www.hollieheller.com)

**David Hornung:** David has taught painting, drawing, and color theory at numerous colleges including Skidmore College, and the Rhode Island School of Design. He is chair of the Department of Art at Adelphi University in New York and author of *Color: A Workshop for Artists and Designers*. Although primarily a painter, in the early 1980's Hornung made a series of studio quilts. During that time he was involved in the art quilt movement, winning a prize at one of the first *Quilt Nationals* and later serving as a juror for that exhibition. He continues to be interested in both contemporary and traditional quilts and has been influenced by the visual language of American domestic craft throughout his painting career. Website: davidhornung.com

**Diane Núñez:** Diane is a landscape architect and award winning quilt artist. Landscape architectural design involves the same components as her fabric constructions. Her work is exhibited nationally. She is a professional member of SAQA and has written articles for *Quilting Arts Magazine* and has appeared on Quilting Arts TV. Website: www.dianenunez.com

**Heather and Hitoshi Ujiie:** Heather is Assistant Professor at Moore College of Design and Hitoshi is head of textile printing at Philadelphia University. Heather and Hitoshi Ujiie have over 15 years of experience designing and styling printed textiles for high-end Home furnishings market. Heather Ujiie has worked for Schumacher, Polo/Ralph Lauren, Stroheim & Romann, Kravet and Waverly. Her textile designs were used in the private residence for President George W. Bush and Laura Bush in the White House. As an artist, she also focuses on creating digital inkjet printed textile installations. After working at Jack Lenor Larsen design studio as a print designer, Hitoshi established Hitoshi Ujiie Design in New York. He has produced numerous textiles for the national and international home furnishings marketplace and for museums. Website: www.heatherujiie.com www.hitoshiujiie.com.

**Bonnie Weir** Bonnie is a Fine Art instructor at the Columbus College of Art & Design, Columbus State Community College and the Cultural Arts Center in Columbus, Ohio. Her greatest joy is in spending time with family, making art and inspiring students to achieve greatness by attaining personal goals. Website: bonnieweir.com

## Enter Fabric 2012

1st Place – 5-day tuition to QSDS 2013!


A juried competition of hand-dyed, painted and printed cotton, silk and wool fabrics.

## 19 Promises and Possibilities: Design In Action Rosalie Dace

Level	Sewing Machine	Class Fee
All	Yes	None

Make design and composition work for you and your quilts. Discover the secrets of good design by learning how to arrange visual elements successfully. After doing a series of small studies based on color, value, shape, line and texture, students will develop one or more into pleasing and balanced small abstract quilt tops. Slides, discussions and visual material will extend your understanding of the nature of design and the importance and value of critique in a supportive environment.

## 20 Seeking Mastery: Independent Study Jane Dunnewold

Level	 Sewing Machine	Class Fee
Advanced	Yes	\$50

This is an advanced level independent study. There are no restrictions on media or interest. Our goals will be to further personal voice, to expand visual vocabulary and to pursue mastery within the context of the individual's chosen medium. Bring work in progress or seed ideas for a new series of pieces.

## 21 Experimental Layers: Surface Design, Photo Transfers and Collage Hollie Heller

Level	Sewing Machine	Class Fee
All	No	\$40

The workshop will begin with creating intuitive and layered surface designs with dye, inks, discharge agents and resists on the remarkably receptive surface of paper, including waxed, colored and watercolor. Students will be introduced to photo transfers on paper and fabric. Collage techniques will include splicing surfaces, layering fabrics and paper using stiffening techniques. There will be an emphasis on layering transparent materials.

## 22 Introduction of Adobe Photoshop for Textile Design and Digit Hitoshi & Heather Ujiie

Level	Sewing Machine	Class Fee
Basic Photoshop Skills	No	None

This course focuses on how to create textile design using Adobe Photoshop and how to print digitally on fabrics with an inkjet printer. We will focus on developing printed patterns. Topics will include file preparation, file format, basic repeat and coloring as well as knowledge of inkjet textile printing technologies. Participants should have basic Photoshop skills.

web: [www.qsds.com](http://www.qsds.com)

e-mail: [info@qsds.com](mailto:info@qsds.com)

**15 Three DDD!**  
 Level All Sewing Machine Yes  
 Diane Nunez  
 Class Fee \$30-50

In this class we will have fun exploring color and shapes, getting into thinking and sewing three dimensionally. Techniques will be used to explore building basic quilt structures using different materials for the quilt sandwich aiding in developing a repertoire. Students will leave the class with many samples.

**16 Business Aspect of Art**  
 Level All Sewing Machine No  
 Deborah Fell  
 Class Fee \$7

Ready to try to make some money with your art? This workshop will help with basic concepts to determine if establishing a business is the right direction. Subjects will include: establishing long and short term goals, studio organization, writing the artist statement, pricing and selling work, marketing and publicity. The course focuses on facilitated discussion and sharing. Students will leave with a better sense of their goals.

**SESSION III • 5 DAYS**  
**June 4-8, 2012 Tuition \$555.00**

**17 Thread: the Third Dimension**  
 Level All Sewing Machine Yes  
 Bob Adams  
 Class Fee None

This class is an exploration of thread as a drawing tool in the creation of textile art. Bring a quilt top that you have recently finished or a piece whose quilt design eludes you. Students from Bob's Session I class can work with their newly printed fabric. This is the class that will take you to the next level.

**18 Construction/Abstraction**  
 Level All Sewing Machine Optional  
 Sue Benner  
 Class Fee None

Experiment with the fusion of construction and abstraction in the development of process in creating of art quilts. Through Sue's fusible collage methods, developed in her series Walking Through Time, she presents a progression of exercises that builds design and technique skills. Each participant can then take this information in their own direction. This is a great workshop for developing new ideas in composition, color, abstraction, and sensitivity to proportion.

**SESSION I • 5 DAYS**  
**May 28 - June 1 2012 Tuition \$555.00**

**1 Where I Am From and How I Want the Viewer to See It**  
 Level All Sewing Machine Yes  
 Julie Abijanac  
 Class Fee None

As artists we tend to analyze our world into abstract shapes of geometry and color. In building artifacts of our culture/personal history of place we tend to impose that form onto our world. Student's will create a quilt designs considering geographical history and how that affects the appearance and meaning of art.

**2 Prolific Printers**  
 Level All Sewing Machine No  
 Bob Adams  
 Class Fee \$45

Spend a few days designing stamps or blocks using wood, linoleum, styrofoam, or gelatin. Designs can be as simple as straight lines or as complicated as an Albrecht Durer woodcut. The stamps will be used to print and overprint with textile paints. Want to incorporate these prints into a quilt? Take Bob's Session III class.

**3 Electronics: Another Set of Tools for the Quilt Artist**  
 Level All Sewing Machine No  
 Natalie Adams  
 Class Fee None

This class will cover the ins and outs of PowerPoint. Students will learn how to make impressive handouts for classes and lectures. iPad information will be presented so that images can be developed into art quilts. You will leave with art for business cards, stationary and post cards.

**4 New Directions**  
 Level All Sewing Machine Yes  
 Cynthia Corbin  
 Class Fee None

This class is for students eager to use what they know about quilt making and take it in new directions. The goal is to design quilts that work, communicate and illustrate each individual's unique personality and vision. In an encouraging atmosphere, explore your personal language of quilt making.

**5 Cross Currents**  
 Level All Sewing Machine Yes  
 Rosalie Dace  
 Class Fee None

Make your compositions sing with new life and energy when they use the strength of crossed X or + designs. Piece, fuse, applique, stitch or write to give stunning visual impact in this new and exciting approach to design.

**6 The New Art Cloth** **Jane Dunnewold**  
 Level All Sewing Machine No Class Fee \$40

The classic layering workshop updated! Explore fundamentals of layered patterning through revised approaches to immersion dyeing, use of pigments, and water-based resists. Features an emphasis on tool making, and decorative finishing techniques, including foiling and metal leafing. Perfect for the beginning surface design artist or for more experienced students interested in advanced layering.

**7 Master Class** **David Hornung**  
 Level Advanced  Sewing Machine Yes Class Fee \$50

This is an excellent opportunity for the quilt artist involved in an ongoing studio practice to share a week long workshop with other artists of similar ambition and experience. Studio time is augmented by presentations and discussion. Come prepared for an objective view of your own art and some creative challenges.

**8 Dimensional Fabric Constructions - Expanded 3DDD** **Diane Nunez**  
 Level All Sewing Machine Yes Class Fee \$30-50

This workshop will focus on creating 3D works of art, altering your traditional perception of a quilt. Learn to create 3D forms and spaces from 2D materials. Explore various techniques, using them to build dimensional pieces of art by the end of the week.

**SESSION II • 2 DAYS**  
**June 2-3, 2012 Tuition \$230.00**

**9 Where I Am From and How I Want the Viewer to See It** **Julie Abijanac**  
 Level All Sewing Machine Yes Class Fee None

As artists we tend to analyze our world into abstract shapes of geometry and color. In building artifacts of our culture/personal history of place we tend to impose that form onto our world. You will create quilt designs considering your geographical history and how that affects the appearance and meaning of your art through design with color.

**10 Art for Art Quilters** **Bob Adams**  
 Level All Sewing Machine No Class Fee None

Students will take an image then explore and interpret it by drawing, painting, layering and more. Changes will be made to the image so that several different designs will be generated.

**11 PowerPoint for Quilt Artists** **Natalie Adams**  
 Level All Sewing Machine No Class Fee None

Are you relatively new to the world of art quilts? Do you want to move a few spaces ahead in the learning curve? We will spend the weekend learning that as an artist, PowerPoint can be a tool to make great handouts for teaching and lecturing.

**12 Seat of the Pants Composition and Construction** **Cynthia Corbin**  
 Level All Sewing Machine Yes Class Fee None

Explore abstract forms in a direct and free-hand approach to composition and construction. From traditional quilt blocks to primitive figures, you will explore complex fields, complex forms, and the structure of a composition—in a direct, experiential process. We analyze and refine to achieve work that is satisfying and fresh.

**13 Embroidery, Embellishment, Enrichment** **Rosalie Dace**  
 Level All Sewing Machine Yes Class Fee None

We love to decorate our bodies, clothing, and homes! Now treat yourself to the luxury of beautifying your work with embroidery and embellishment. Make a small exciting quilt top or bag and use demonstrated hand and machine techniques to add personal touches in thread, beads, buttons, sequins and other enriching finishes.

**14 Master Class (continued)** **David Hornung**  
 Level Advanced  Sewing Machine Yes Class Fee \$50

Please see class description from class #7. Must be taken in conjunction with class #7. This class is only offered as a 7 day class.